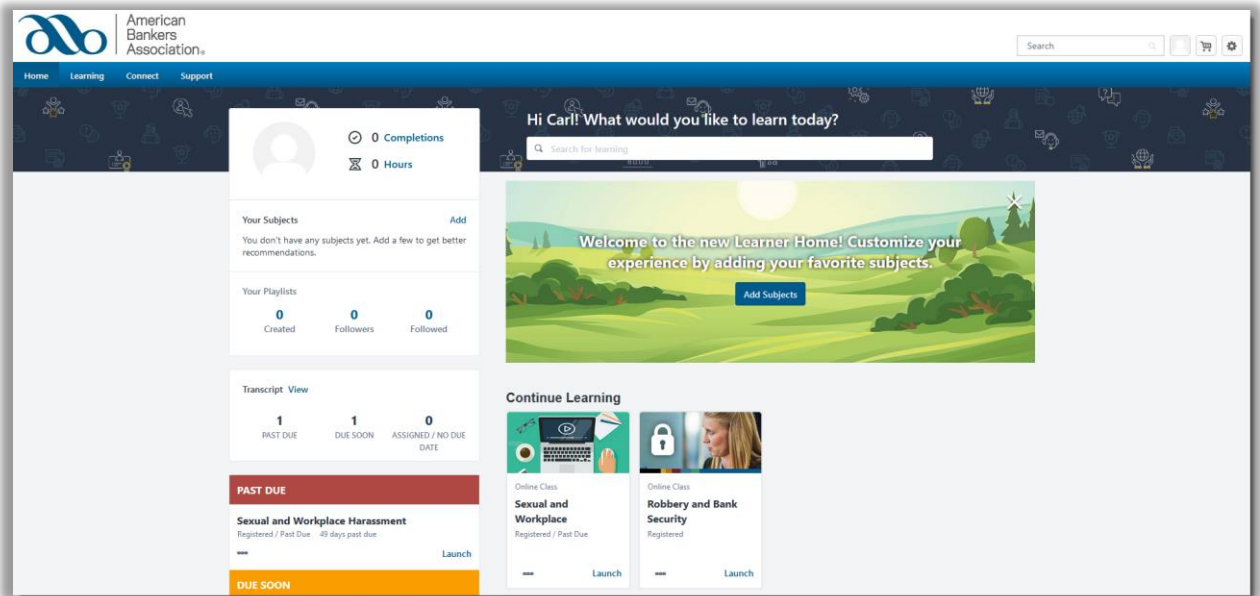


ABA's Learning Management System New Welcome Page

Welcome Page

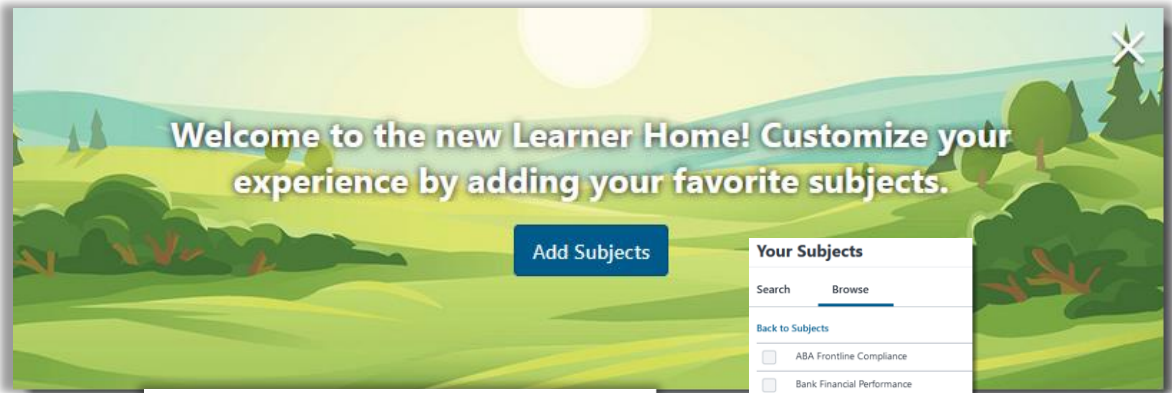
Each time you log into the ABA LMS you will be taken to your personalized Welcome Page.



The screenshot displays the ABA LMS Welcome Page. At the top left is the American Bankers Association logo. The navigation bar includes Home, Learning, Connect, and Support. A search bar is located at the top right. The main content area features a personalized dashboard with a user profile card showing 0 Completions and 0 Hours. Below this are sections for 'Your Subjects' (with an 'Add' button), 'Your Playlists' (with 0 Created, 0 Followers, and 0 Followed), and a 'Transcript View' section showing 1 PAST DUE, 1 DUE SOON, and 0 ASSIGNED / NO DUE DATE. A red banner highlights a 'PAST DUE' course: 'Sexual and Workplace Harassment' (Registered / Past Due - 49 days past due) with a 'Launch' button. An orange banner highlights a 'DUE SOON' course. The 'Continue Learning' section features two online class cards: 'Sexual and Workplace' (Registered / Past Due) and 'Robbery and Bank Security' (Registered), both with 'Launch' buttons. A large banner on the right says 'Welcome to the new Learner Home! Customize your experience by adding your favorite subjects.' with an 'Add Subjects' button.

Add Subjects

Selecting subjects will help the system recommend training based on your interests.



Your Subjects

Search **Browse**

Select subjects to help personalize your recommendations.

Your Subjects

Search **Browse**

- ABA Custom Training >
- Browse by Catalog >
- Browse by Certificates
- Browse By Credits >
- Browse By Role >
- Browse By Topic >
- Browse Facilitated Courses >
- Browse Webinars >
- Compliance & Sensitivity Training >
- Corporate >
- Custom Score Libraries >
- Management & Leadership >
- Productivity Training >
- Sales & Marketing >

Your Subjects

Search **Browse**

Back to Subjects

- ABA Frontline Compliance
- Bank Financial Performance
- Commercial and Business Banking
- Corporate Trust
- Estate Planning and Trust Activities
- Executive Development
- Financial Crimes
- Financial Planning
- Information Security/Cybersecurity
- Investment Planning
- Marketing
- Mortgage
- Payments
- Payments/Cybersecurity
- Professional Compliance
- Residential Mortgage Lending
- Retail Banking
- Retail Banking Fundamentals

As the system processes your account and subject selections you will begin to see various carousels with recommended training

The image displays several recommendation carousels:

- Most Popular:** A carousel with four cards. The first card is for 'ABA Certificate in Bank Financial' (25 minutes), with a red circle around the play button icon. The second card is 'ABA Virtual Intermediate' (Online Class). The third card is 'Certificate in BSA and AML Compliance' (7 hours, 15 minutes). The fourth card is 'Analyzing Financial Statements 8th' (Material).
- Top Picks for:** A carousel with one visible card: 'Essentials of Workplace Communication' (Online Class, 40 minutes).
- Trending for your Position:** A carousel with one visible card: 'Verbal Communication' (Online Class, 5 minutes).
- Playlists for:** A playlist card for 'Consumer Banking' (25 Followers) created by ABA Client Success.
- Inspired by Your Subjects:** A central box with the text 'No Suggestions Found' and 'Add Subjects'. A blue arrow points from this box to a card for 'Essentials of Workplace Communication' (Online Class, 40 minutes) in another 'Inspired by Your Subjects' carousel.

The dashboard on the left provides an overview of your training profile with click links to your transcript and visible notifications regarding training that is past due or due soon. You will also find a training carousel that will allow you to access training already on your transcript

0 Completions
0 Hours

Your Subjects [Add](#)
You don't have any subjects yet. Add a few to get better recommendations.

Your Playlists
0 Created 0 Followers 0 Followed

Transcript: View
1 PAST DUE 1 DUE SOON 0 ASSIGNED / NO DUE DATE

PAST DUE

Sexual and Workplace Harassment
Registered / Past Due 49 days past due
[Launch](#)

DUE SOON

Robbery and Bank Security
Registered Due on 6/30/2021
[Launch](#)

0 Completions
0 Hours

Your Subjects [Add](#)
You don't have any subjects yet. Add a few to get better recommendations.

Your Playlists
0 Created 0 Followers 0 Followed

Transcript: [View](#)

1 PAST DUE 1 DUE SOON 0 ASSIGNED / NO DUE DATE

PAST DUE

Sexual and Workplace Harassment
Registered / Past Due 49 days past due
[Launch](#)

DUE SOON

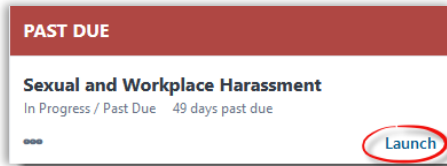
Robbery and Bank Security
Registered Due on 6/30/2021
[Launch](#)

Continue Learning

Online Class
Sexual and Workplace Harassment
Registered / Past Due
[Launch](#)

Online Class
Robbery and Bank Security
Registered
[Launch](#)

Clicking Launch will bring up the training details. You must complete both the Course Materials and the Final Assessment in order to earn a completed status.



PAST DUE

Sexual and Workplace Harassment
In Progress / Past Due 49 days past due

Launch



Continue Learning

Online Class

Sexual and Workplace Harassment
In Progress / Past Due

Launch

Sexual and Workplace Harassment

40min | Credits: n/a

Description: Identifies conduct that could be considered unwelcome or inappropriate

Audience: All employees

Learning Objectives

After completing this course, students will be able to:

- Describe what situations constitute workplace harassment
- Describe guidelines to use to report incidents of harassment

Prerequisites: None

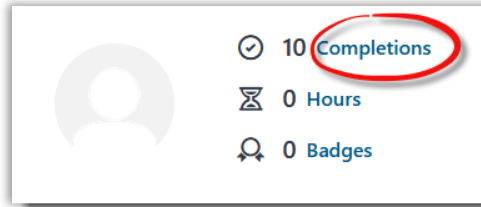
This course is part of the ABA Frontline Compliance program.

Reviewed: January 2020 (no updates needed)

Sexual and Workplace Harassment Final Assessment

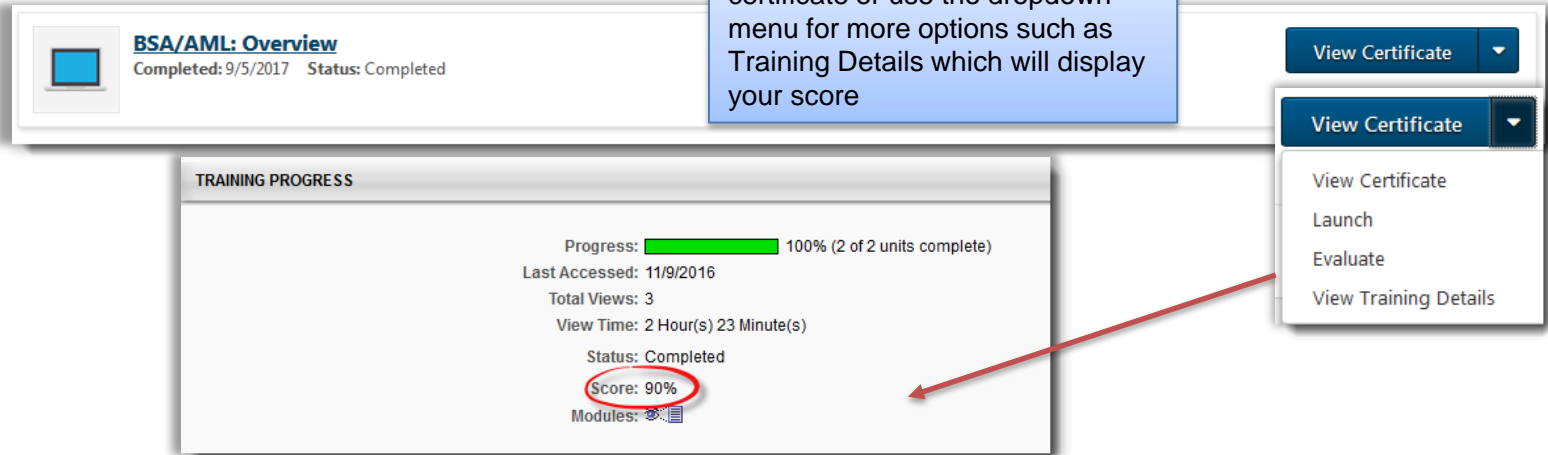
« Back

Certificates can be accessed via clicking on the Completions option on your dashboard which will bring you to the Completed tab of your transcript



A user profile summary card with a grey person icon on the left. To the right, there are three rows of statistics: a checkmark icon followed by '10 Completions', an hourglass icon followed by '0 Hours', and a badge icon followed by '0 Badges'. The word 'Completions' is circled in red.

You can View and Print your certificate or use the dropdown menu for more options such as Training Details which will display your score



A screenshot of a training progress overview. At the top left, there is a blue box with a computer icon and the text 'BSA/AML: Overview' and 'Completed: 9/5/2017 Status: Completed'. To the right is a blue button labeled 'View Certificate' with a dropdown arrow. Below this is a larger dropdown menu with a white background and a blue header 'View Certificate' with a dropdown arrow. The menu contains four options: 'View Certificate', 'Launch', 'Evaluate', and 'View Training Details'. A red arrow points from the 'View Training Details' option to the 'Score: 90%' text in the 'TRAINING PROGRESS' section below. The 'TRAINING PROGRESS' section has a grey header and contains the following text: 'Progress: [green bar] 100% (2 of 2 units complete)', 'Last Accessed: 11/9/2016', 'Total Views: 3', 'View Time: 2 Hour(s) 23 Minute(s)', 'Status: Completed', 'Score: 90%' (circled in red), and 'Modules: [document icon] [list icon]'.

Support

Having trouble? The support page has several tools to help you troubleshoot or contact us at support@aba.com

